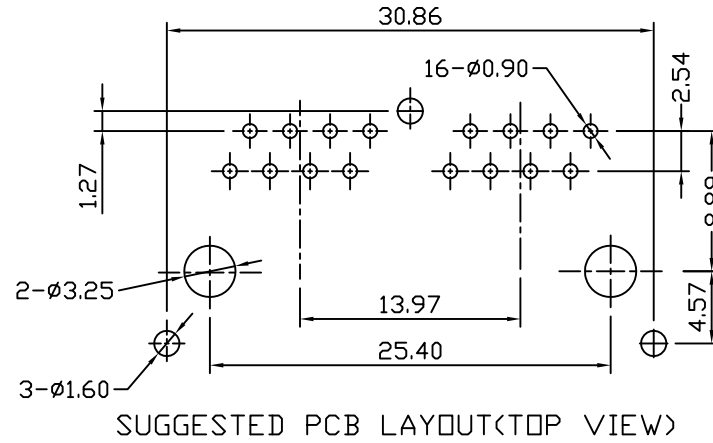
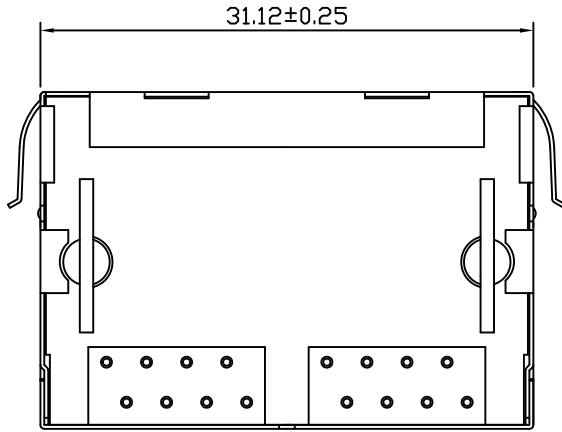


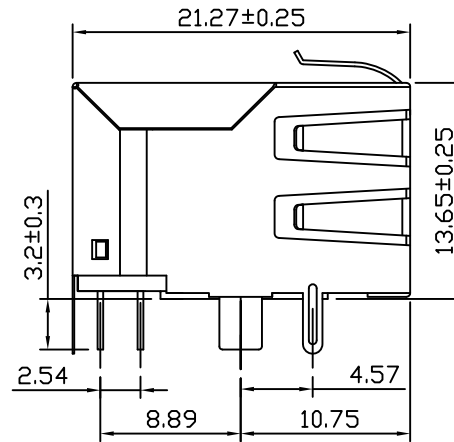
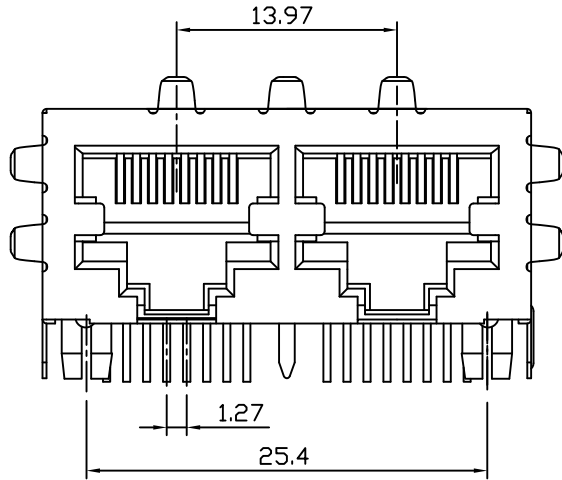
Mechanical:

| REV. | ECN NO. | DESCRIPTION | DATE | APPD |
|------|---------|-------------|------------|------|
| A | REL | | 23/03/2008 | |



PCB JACK Specification

1. Insulation Resistance: 500MΩ MIN @ 500 VDC
2. Withstanding Voltage: AC1000V 50Hz or 60Hz 1min.
3. Durability: 600 Mating Circles MIN.
4. Gold Plating:
(Gold Flash □ ; 1.5□ ; 3□ ; 6□ ; 15□ ; 30□ ; 50□) U" Inch
5. (1) Storage: -40°C to +85°C
(2) Operation: -40°C to +85°C
(3) Wave solder temperature: 230°C to 250°C, 5~10 Sec.



| | | |
|-------------|------------|--------------------------------------|
| X:X ±0.25 | APPD: | LINK-PP INT'L TECHNOLOGY Co.,LIMITED |
| X:XX ±0.20 | CHKD: | |
| X:XXX ±0.10 | DR: TOM | TITLE: RJ45 1×2 CONNECTOR 脚前4.57mm |
| ANGLES ±1° | UNIT: mm | PART NO.: LPJEF102CNL |
| | SCALE: 2/1 | SHEET: 1/1 |
| | REV: A | DWG NO.: LP08032312 |