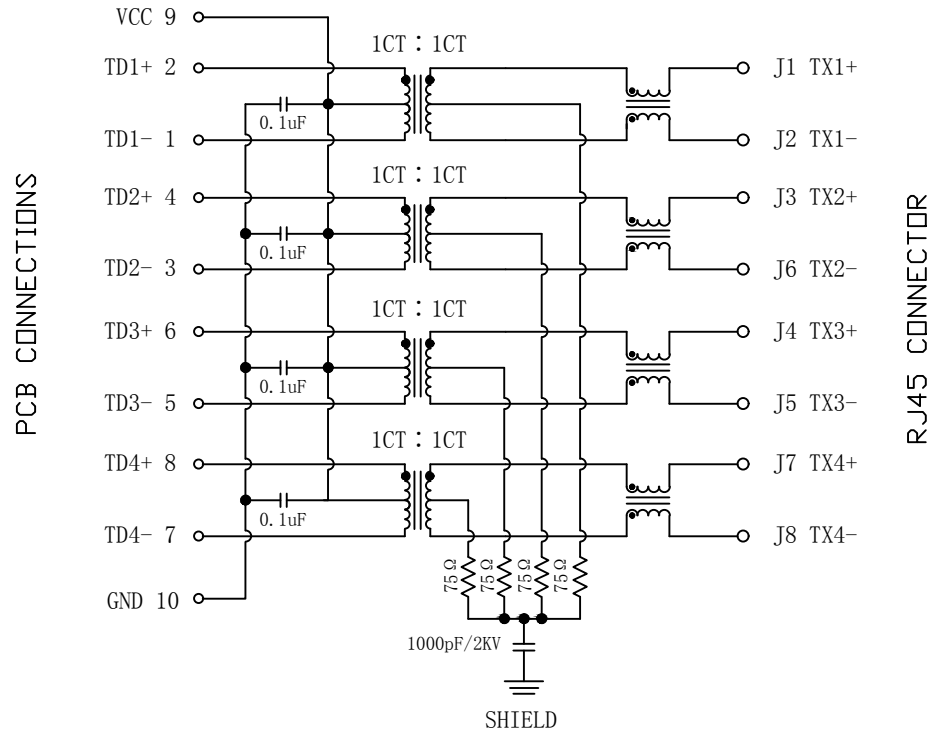


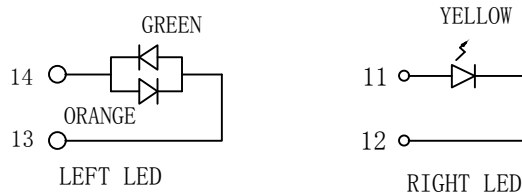
# Schematic:

REV.	ECN NO.	DESCRIPTION	DATE	APPD
A6	REL		2012/04/11	



## Electrical Specifications @25°C

1. OCL(100KHz, 0.1V, 8mA DC BIAS):  
350uH MIN
2. Insertion Loss:  
1~100MHz:-1.0dB MAX  
100~125MHz:-1.2dB MAX
3. Return Loss:  
1~30MHz:-18dB MIN. load 100Ω±15Ω  
30~60MHz:-16dB MIN. load 100Ω±15Ω  
60~80MHz:-12dB MIN. load 100Ω±15Ω  
80~100MHz:-10dB MIN. load 100Ω±15Ω
4. Crosstalk:  
1~30MHz:-40dB MIN  
30~60MHz:-35dB MIN  
60~100MHz:-30dB MIN
5. Common Mode Rejection:  
1~60MHz:-40dB MIN  
60~100MHz:-30dB MIN
6. Isolation PHY SIDE To Line SIDE : 1500Vrms
7. Operating Temperature: 0°C TO +70°C.



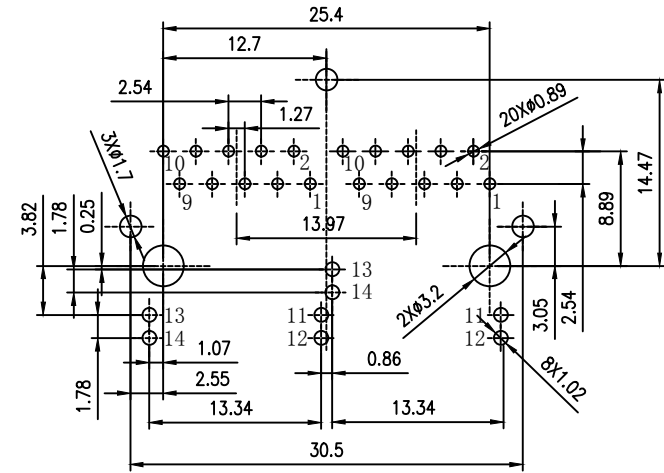
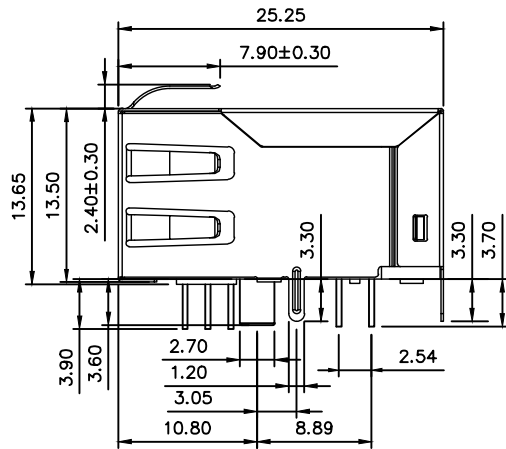
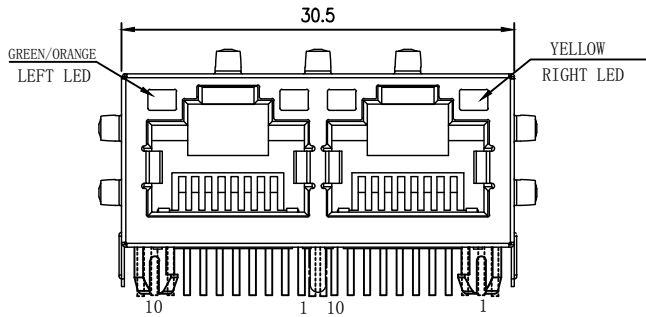
Emitting Color	$\lambda_p$ (nm)	VF@IF=20mA	IR @VR=5V
GREEN	565	1.8~2.6V	10 $\mu$ A max
ORANGE	600	1.8~2.6V	10 $\mu$ A max
YELLOW	585	1.8~2.6V	10 $\mu$ A max



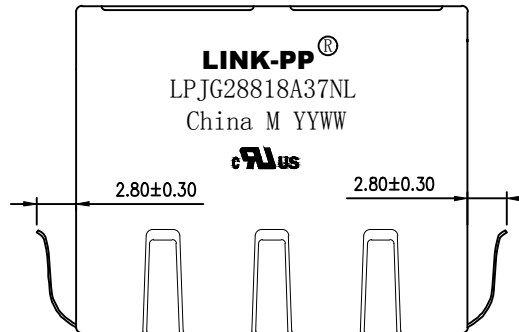
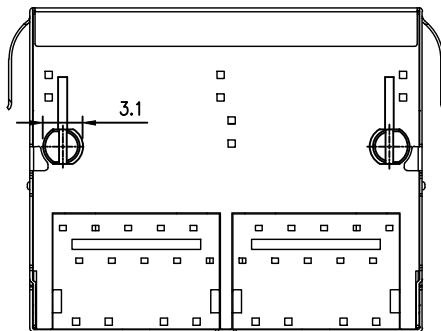
X:X	±0.30	APPD: TOM	LINK-PP INT'L TECHNOLOGY CO., LIMITED
X:XX	±0.25	CHKD: JAMES	
X:XXX	±0.05	DR: LEO	TITLE: RJ45 Connector With 1000 Base-T Integrated Magnetic
ANGLES	±1°	UNIT: mm	PART NO.: LPJG28818A37NL
	SCALE: 2/1	SHEET: 1/2	REV: A6 DWG: LP12041113

# Mechanical :

REV.	ECN NO.	DESCRIPTION	DATE	APPD
A6	REL		2012/04/11	



SUGGESTED PCB LAYOUT (TOP VIEW)



## NOTES:

1. Designed to support application, such as SOHO (ADSL modems), LAN-on-Motherboard (LOM), hub and Switches.
2. Meets IEEE802.3 specification.
3. Connector Materials:  
 Housing: Thermoplastic PBT+30%G.F UL94V-0  
 Contact: Phosphor Bronze C5210R-EH Thickness=0.35mm  
 Pins: Brass C2680R-H Thickness=0.35mm  
 Shield: SUS 304-1/2H Thickness=0.2mm  
 Contact plating: Gold 6 micro-inches min. In contact area.
4. Wave solder tip temperature: 250°C, 5 Sec.
5. UL Certification: File Number E484635.



X:X	±0.30	APPD: TOM	LINK-PP INT'L TECHNOLOGY CO., LIMITED
X:XX	±0.25	CHKD: JAMES	
X:XXX	±0.05	DR: LEO	TITLE: RJ45 Connector With 1000 Base-T Integrated Magnetic
ANGLES	±1°	UNIT: mm	PART NO.: LPJG28818A37NL
	SCALE: 2/1	SHEET: 2/2	REV: A6 DWG: LP12041113