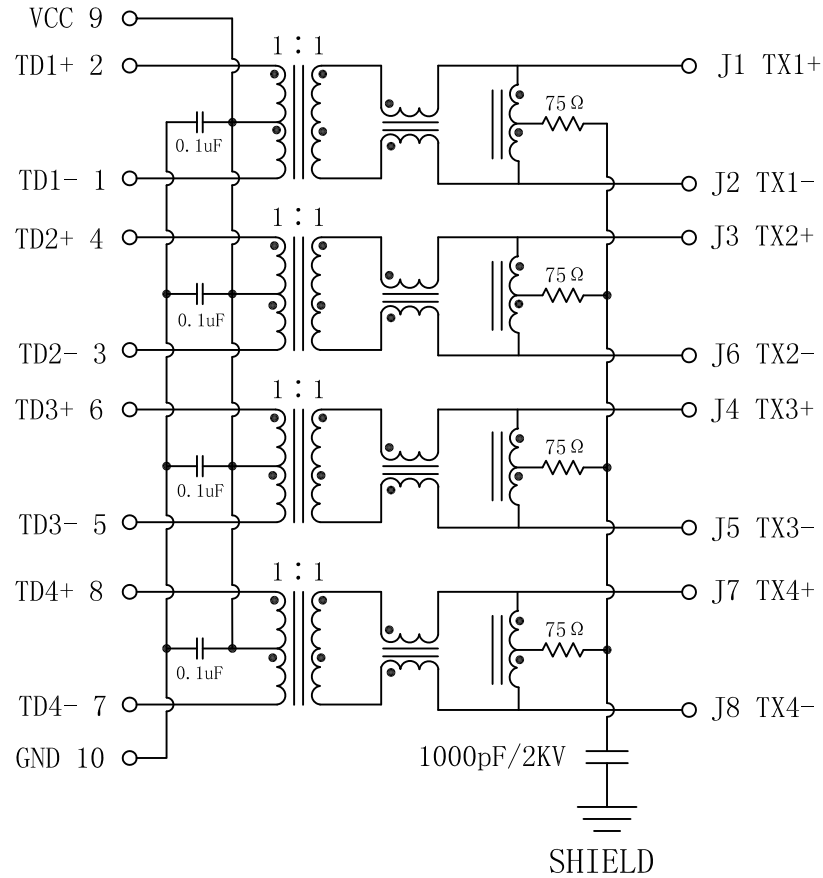


Schematic:

REV.	ECN NO.	DESCRIPTION	DATE	APPD
A	REL		2011/06/13	

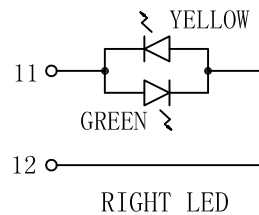
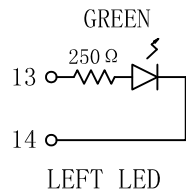
PCB CONNECTIONS



RJ45 CONNECTOR

Electrical Specifications @25°C

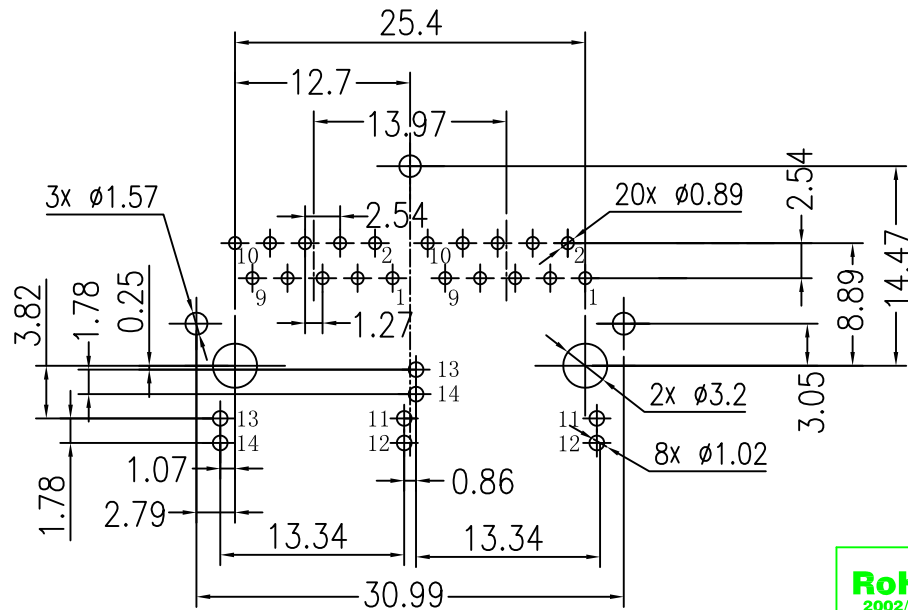
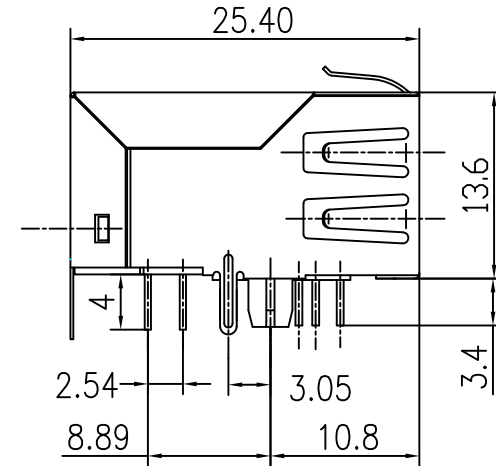
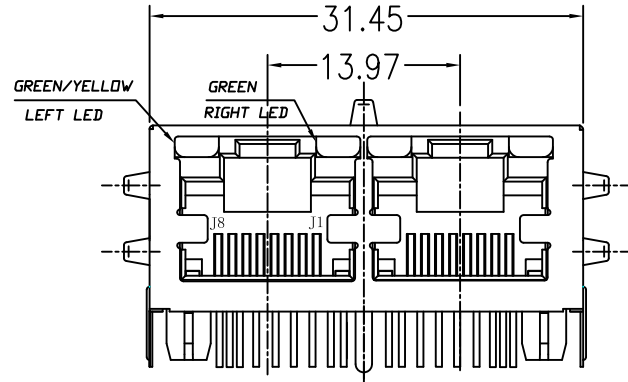
1. OCL: 350uH MIN
@100KHz, 0.1V, 8mA DC BIAS
2. Turns Ratios: 1CT : 1
3. Insertion Loss:
0.5~100MHz:-1.1dB MAX
4. Return Loss:
0.5~40MHz:-18dB MIN
40.1~100MHz:-12-20LOG(f/80) dB MIN.
5. Crosstalk:
0.5~40MHz:-35dB MIN
40.1~100MHz:-33-20LOG(f/50) dB MIN.
6. Common Mode Rejection Ratio:
0.5~100MHz:-30dB MIN
7. Hipot Test: 1500Vrms MIN
8. Operating Temperature: 0°C TO +70°C.



X:X	±0.20	APPD:	LINK-PP INT'L TECHNOLOGY CO., LIMITED	
X:XX	±0.10	CHKD:	TITLE: RJ45 Connector With 1000 Base-TX Integrated Magnetic TAB UP	
X:XXX	±0.05	DR: TOM		
ANGLES	±1°	UNIT: mm	PART NO.: LPJG28831A115NL	
	SCALE: 2/1	SHEET: 1/2	REV: A	DWG: LP11061322

Mechanical:

REV.	ECN NO.	DESCRIPTION	DATE	APPD
A	REL		2011/06/13	



SUGGESTED PCB LAYOUT (TOP VIEW)



NOTES:

1. Designed to support application, such as SOHO (ADSL modems), LAN-on-Motherboard (LOM), hub and Switches.
2. Meets IEEE 802.3 specification
3. Connector Materials:
 Housing: Thermoplastic UL94V-0
 Contact/Shield: Copper alloy
 Shield plating: Nickel
 Contact plating: Gold 6 micro-inches min. In contact area.
4. Wave solder tip temperature: 265°C Max
 Wave solder tip temperature time: 5 Sec Max

X:X	±0.20	APPD:	LINK-PP INT'L TECHNOLOGY CO., LIMITED
X:XX	±0.10	CHKD:	
X:XXX	±0.05	DR: TOM	TITLE: RJ45 Connector With 1000 Base-TX Integrated Magnetic TAB UP
ANGLES	±1°	UNIT: mm	PART NO.: LPJG28831A115NL
	SCALE: 2/1	SHEET: 2/2	REV: A DWG: LP11061322